

PERMIT
CITY OF NAPOLEON, OHIO - BUILDING DEPARTMENT
 255 West Riverview Avenue, Napoleon, Ohio 43545 - (419) 592-4010

Permit No. 3813 Issued 03/07/96
 Job Location 202 Meekison
 Lot _____
 Issued by Brent N. Damman
 Owner Mike ~~XMKY~~ Suydam
 Address 202 Meekison Napoleon, OH
 Agent Jerry Glanz 599-4103
 Address 6 Lakeview Dr.
 Use Type - Residential X
 Other - Describe _____
 No. Dwelling Units _____
 New _____ Replacement X
 Add'n. _____ Alter _____ Remodel _____
 Mixed Occupancy _____
 Change of Occupancy _____
 Estimated Cost \$ 1000.00

FEE'S	BASE	PLUS	TOTAL
<input type="checkbox"/> Building	\$ _____	\$ _____	\$ _____
<input type="checkbox"/> Electrical	\$ _____	\$ _____	\$ _____
<input type="checkbox"/> Plumbing	\$ _____	\$ _____	\$ _____
<input type="checkbox"/> Mechanical	\$ _____	\$ _____	\$ _____
<input type="checkbox"/> Demolition	\$ _____	\$ _____	\$ _____
<input type="checkbox"/> Zoning	\$ _____	\$ _____	\$ _____
<input type="checkbox"/> Sign	\$ _____	\$ _____	\$ _____
<input type="checkbox"/> Water Tap	\$ _____	\$ _____	\$ _____
<input checked="" type="checkbox"/> Sew. Insp.	\$ _____	\$ _____	\$ <u>25.00</u>
<input type="checkbox"/> Sewer Tap	\$ _____	\$ _____	\$ _____
<input type="checkbox"/> Temp. Water	\$ _____	\$ _____	\$ _____
<input type="checkbox"/> Temp. Elec.	\$ _____	\$ _____	\$ _____
TOTAL FEES			\$ <u>25.00</u>
LESS FEES PAID			\$ <u>25.00</u>
BALANCE DUE			\$ <u>-0-</u>

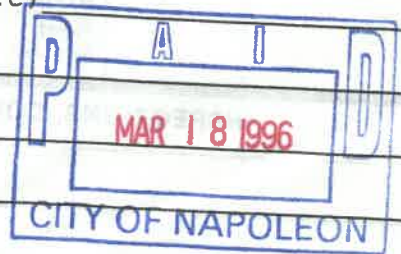
ZONING INFORMATION

district	lot dimensions		area	front yd	side yd	rear yd
max hgt	no pkg spaces	no ldg spaces	max cover	petition or appeal req'd		date appr

WORK INFORMATION

Size: Length _____ Width _____ Stories _____ Ground Floor Area _____
 Height _____ Building Volume (for Demo. Permit) _____

Electrical: _____
 Plumbing: _____
 Mechanical: _____



Additional Information: Replace sewer line
13-96 Applicant Signature Mike Suydam

INSPECTION RECORD

	UNDERGROUND			ROUGH-IN					FINAL			
	Type	Date	By	Type	Date	By	Type	Date	By	Type	Date	By
PLUMBING	Building Drains			Drainage, Waste & Vent Piping			Indirect Waste			Drainage, Waste & Vent Piping		
	Water Piping									Backflow Prevention		
	Building Sewer			Water Piping			Condensate Lines			Water Heater		
	Sewer Connection									FINAL APPROVAL		
MECHANICAL	Refrigerant Piping			Refrigerant Piping			Chimney(s)			Grease Exhaust System		
				Duct Furnace(s)			Fire Dampers			Air Cond. Unit(s)		
	Ducts/Plenums			Ducts/Plenums			<input type="checkbox"/> Radiant Htr(s) <input type="checkbox"/> Unit Htr(s)			Refrigeration Equipment		
				Duct Insulation			Pool Heater			Furnace(s)		
				Combustion Products Vents			Ventilation <input type="checkbox"/> Supply <input type="checkbox"/> Exhst.			FINAL APPROVAL		
ELECTRICAL	Conduits & or Cable			Conduits/Cable			<input type="checkbox"/> Range <input type="checkbox"/> Dryer			Temp Service Temp Lighting		
	Grounding & or Bonding			Rough Wiring			<input type="checkbox"/> Generator(s) <input type="checkbox"/> Motors			Fixtures Lampholders		
	Floor Ducts Raceways			Service Panel Switchboard			<input type="checkbox"/> Water Htr <input type="checkbox"/> Welder			Signs		
	Service Conduit			Busways Ducts			<input type="checkbox"/> Heaters <input type="checkbox"/> Heat Cable			Electric Mtr. Clearance		
	Temporary Power Pole			Subpanels			<input type="checkbox"/> Duct Htr(s) <input type="checkbox"/> Furnace(s)			FINAL APPROVAL		
BUILDING	Location, Set-backs, Esmt(s)			Exterior Wall Construction			Roof Covering Roof Drainage			Smoke Detector		
	Excavation						Exterior Lath			Demolition (sewer cap)		
	Footings & Reinforcing						<input type="checkbox"/> Interior Lath <input type="checkbox"/> Wallboard					
	Floor Slab			Interior Wall Construction			Fire Wall(s)			Building or Structure		
	Foundation Walls			Columns & Supports			Fireplace Chimney					
	Sub-soil Drain			Crawl Space <input type="checkbox"/> Vent <input type="checkbox"/> Access			Attic <input type="checkbox"/> Vent <input type="checkbox"/> Access					
	Piles			Floor System(s)						FINAL APPROVAL BLDG. DEPT.		
				Roof System			Special Insp Reports Rec'd			Certificate of Occupancy Issued		
ADDITIONAL	INSPECTIONS, CORRECTIONS, ETC.						INSPECTIONS, CORRECTIONS					

Ele
 Plum
 Mecha
 Additi
 Date 3-
 White-Bu

APPLICATION FOR
 Residential, Building, Electrical, Plumbing, Mechanical, and Demolition Permit
FROM - The City of Napoleon, Ohio, Building Department
 255 West Riverview Avenue; P.O. Box 151; Napoleon, Ohio 43545 - Telephone (419) 592-4010

ENTRY NO. _____
 PERMIT NO. 3813 ISSUED 3-7-96
 JOB LOCATION 202 McKison
 LOT _____
 (Subdivision or Legal Description) _____
 ISSUED BY BND
 (Building Official) _____
 OWNER Mike Sydnam PHONE _____
 ADDRESS 202 McKison Map
 AGENT Jerry Glanz PHONE 599-4103
 ADDRESS 6 Lakeview Map
 USE: Residential Commercial Industrial
 Other _____
 TYPE: New Addition Replacement Remodel
 ESTIMATED COST = \$ 1000.00

	Base	Plus	Total
<input type="checkbox"/> Building	\$ _____	\$ _____	\$ _____
<input type="checkbox"/> Electrical	\$ _____	\$ _____	\$ _____
<input type="checkbox"/> Plumbing	\$ _____	\$ _____	\$ _____
<input type="checkbox"/> Mechanical	\$ _____	\$ _____	\$ _____
<input type="checkbox"/> Demolition	\$ _____	\$ _____	\$ _____
<input type="checkbox"/> Zoning	\$ _____	\$ _____	\$ _____
<input type="checkbox"/> Sign	\$ _____	\$ _____	\$ _____
<input type="checkbox"/> Water Tap	\$ _____	\$ _____	\$ _____
<input checked="" type="checkbox"/> Sewer Insp.			\$ 25.00
<input type="checkbox"/> Sewer Tap	\$ _____	\$ _____	\$ _____
<input type="checkbox"/> Temp Water	\$ _____	\$ _____	\$ _____
<input type="checkbox"/> Temp Elec.	\$ _____	\$ _____	\$ _____

Additional Plan Review: Structure _____ Hours _____
 Electric _____ Hours _____

TOTAL FEES \$ 25.00
 Less Fees Paid \$ 25.00
 BALANCE DUE \$ -0-

PLANNING INFORMATION

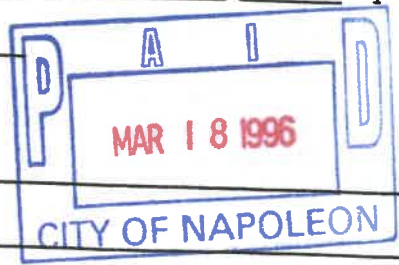
District	Lot Dimensions	Area	Front Yard	Side Yard	Rear Yard

Max Height	No. Pkg. Spaces	No. Ldg. Spaces	Max Cover	Petition or Appeal Required-Date

TECHNICAL INFORMATION

Building: Ground Floor Area _____ sq. ft. Basement Floor Area _____ sq. ft.
 1st Floor Area _____ sq. ft. 2nd Floor Area _____ sq. ft. Other _____ sq. ft.
 Length _____ Width _____ Stories _____ Height _____
 Building Volume (for Demolition Permit) _____ cubic feet

Description of Work: Replace sewer line



ELECTRICAL: _____ Floor _____ Phone _____

Address _____ ESTIMATED COST = \$ _____

Type of Work: () New () Service Change () Rewiring () Add'l Wiring TEMPORARY ELEC. REQUIRED - () Yes () No

Size of Service _____ Underground _____ Overhead _____ Number of New Circuits _____

Description of Work: _____

PLUMBING: Contractor _____ Phone _____

Address _____ ESTIMATED COST = \$ _____

WATER TAP REQUIRED - () Yes () No Size _____ Type of Pipe _____ Water Dist. Pipe _____

SANITARY SEWER TAP REQUIRED - () Yes () No Size _____ Type of Pipe _____ Dr. Waste Vt. Pipe _____

STREET SEWER TAP REQUIRED - () Yes () No Type of Pipe _____ STREET TO BE OPENED - () Yes () No

Main Building Drain Size = _____ Main Vent Pipe Size = _____

LIST NUMBER OF PLUMBING FIXTURES BELOW:

Water Closets = _____ Bathtubs = _____ Showers = _____ Lavatories = _____ Kitchen Sinks = _____ Disposal = _____

Clothes Washer = _____ Floor Drains = _____ Dishwasher = _____ Other _____ Total = _____

Description of Work: _____

MECHANICAL: Contractor _____ Phone _____

Address _____ ESTIMATED COST = \$ _____

HEATING SYSTEM - () Forced Air () Gravity () Hot Water () Steam () Unit Heaters () Radiant () Baseboard

TYPE OF FUEL - () Electric () Natural Gas () Propane () Wood () Coal () Solar () Geothermal Other _____

NUMBER OF HEAT ZONES = _____ HOT WATER - () One (1) Pipe () Two (2) Pipes () Series Loop

ELECTRIC HEAT - Number of Circuits _____ Number of Furnaces _____ Number of Hot Air Runs _____

Number of Hot Water Radiators _____ Total Heat Loss _____ Rated Capacity of Furnace/Boiler _____

LOCATION OF HEATING UNITS - () Crawl Space () Floor Level () Attic () Suspended () Roof () Outside

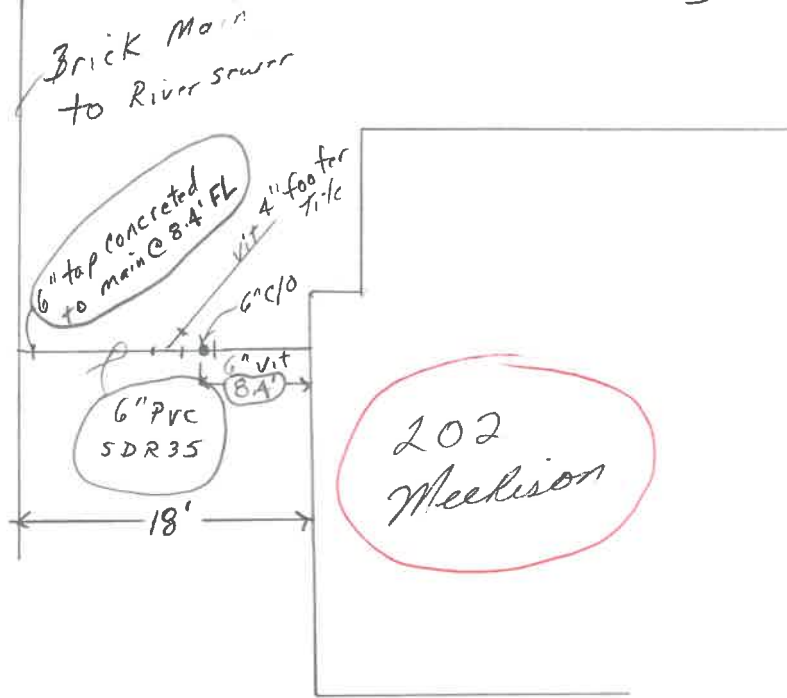
Description of Work: _____

DRAWINGS REQUIRED: All applications must be accompanied by two (2) complete sets of Drawings including Site Plans, Foundation Plans, Floor Plans, Structural Framing Plans, Exterior Elevations, Section and Details, Stair Details, Electrical Layout, Plumbing Isometric, Heating Layout, etc. All Plans shall be drawn to scale, show all existing structure on the Site Plans, and show electric panel and furnace locations.

READ AND SIGN BELOW: The undersigned hereby makes application for a Permit for all work described herein and agrees to complete the work in strict accordance with all applicable provisions of the current edition of the C.A.B.O. Building Code, the Napoleon Building and Zoning Codes, the Napoleon Engineering Department Rules and Regulations, Standard Specifications and other pertinent sections of the Napoleon Code of Ordinances.

Signature of Applicant _____ Date _____

3-12-96



Jerry Glanz

Mike Laydon - Owner

